



BENEŠ a LÁT a.s.
Tovarni 463, 289 14 Poricany

Calculation of the carbon footprint
- Plant Z10 Slana
(Scope 1 and 2)

Processed by authorized person according to Act No. 201/2012 Coll., on air protection	Ing. Zbynek Krayzel Poupetova 13/1383, 170 00 Prague 7 Holesovice ID number - 71519475 Tel.: 602 829 112, 266 711 179 E-mail: zbynek.krayzel@seznam.cz
Processing date	24/11/2023
Stamp and signature	

Content

Content	2
1. Introduction and company introduction	3
2. Carbon footprint, introduction and concepts	4
3. Company details and technical description of greenhouse gas sources	11
4. Carbon footprint calculation	14
5. Calculation	18
5.1. Combustion of natural gas	18
5.2. Consumption of electrical energy	18
5.3. Emissions from transport – diesel combustion	19
5.4. Emissions from transport - burning gasoline.....	19
5.5. Emissions from transport - burning LPG	19
5.6. Emissions from acetylene combustion	20
5.7. Greenhouse gas leak emissions	20
5.8. CO ₂ emissions from compressed CO ₂ consumption.....	20
5.9. Emissions from wastewater	21
5.10. CO ₂ emissions from methane combustion	21
6. Conclusion	23
Materials used	24

1. Introduction and company introduction

The production of BENES a LAT a.s. in the assessed facility Z10 Slana includes the production of zinc castings.

The plant consists of zinc smelting and casting technology and related handling of the product. In the smelter, two aggregates are used for smelting. At the factory, the space with pressure injection and target presses with a warm chamber is continuously used. The arrangement of the machines is designed in such a way as to enable their efficient grouping with compatible new technologies, which ensure an increase in the degree of automation, such as break-off and separation rollers, delivery, cooling and loading conveyors, automatic feeders, pneumatic presses.

Other parts of the technological arrangement are devices used to remove inflow systems, deburring, blasting and overall preparation of products (tumbling). This part of production is divided into two parts, where the first part consists of semi-automatic machines enabling multi-machine operation and the second part consists of machines with single-machine operation and manual finishing.

The entire foundry hall is forcibly ventilated by two equal-pressure branches of air conditioning, located under the ceiling along the entire length of the hall and exited by two vents on the roof of the hall.

2. Carbon footprint, introduction and concepts

The carbon footprint is the sum of released greenhouse gases expressed in CO₂ equivalents. A carbon footprint can relate to an individual, a product or an event. However, it is most often used in connection with products and defines the sum of all greenhouse gases that were emitted during the production of the given product. Similar product characteristics serve to select the one whose production has the least impact on the environment.

This is an indicator of the environmental load, which is derived from the total ecological footprint. It is usually expressed in CO₂ equivalents. That is, not in the weight of carbon itself, but of the carbon dioxide produced from it and also other emitted greenhouse gases (e.g. methane, nitrous oxide, halogenated hydrocarbons), whose weight is recalculated to how much CO₂ would have the same warming effect. However, it is necessary to pay attention to the fact that sometimes the other gases are neglected in the data on the carbon footprint, which can mean a big difference (this is also a problem with the data in the following text). A term that clearly indicates their inclusion is the so-called **greenhouse footprint**.

Direct and indirect footprint

The carbon footprint can be divided into direct and indirect.

Direct (primary) footprint – the amount of greenhouse gases released directly during a given activity (during electricity generation, heating, fuel combustion, etc.).

Indirect (secondary) footprint – the amount of greenhouse gases released during the product's entire life cycle – from production to eventual disposal.

Carbon footprint levels

Carbon footprint can be measured at different levels – city level, business level, individual level, product level, etc.

Enterprise level

This includes all released emissions falling within the operation of the company. Currently, the Greenhouse Gas Protocol (GHG Protocol) is used to calculate a company's carbon footprint, which divides the carbon footprint into three categories: Category 1 emissions (Scope 1), Category 2 emissions (Scope 2) and Category 3 emissions (Scope 3).

Scopes

Scope 1 (direct emissions) – activities that fall under the given enterprise and are controlled by it, during which emissions are released directly into the air. These are direct emissions. They include, for example, emissions from boilers or generators burning fossil fuels in the company, emissions from mobile sources (e.g. cars) owned by the company or emissions from industrial processes, emissions from waste treatment or wastewater treatment in facilities operated by the company.

Scope 2 (indirect emissions from energy) – emissions associated with the consumption of purchased energy (electricity, heat, steam, or cooling), which do not occur directly in the company, but are a consequence of the company's activities. These are indirect emissions from sources that the company does not directly control, yet it has a fundamental influence on their size. If the company itself produces electricity/heat and sells it to other customers, or if it sells the purchased electricity/heat to other customers (for example, tenants) and the amount of this electricity is measured, it is deducted from the total Scope 2 emissions. The procedure for determining Scope 2 emissions (in terms of own energy production from renewable energy sources and other factors) was updated in January 2015, and detailed methodologies are available on the GHG Protocol website.

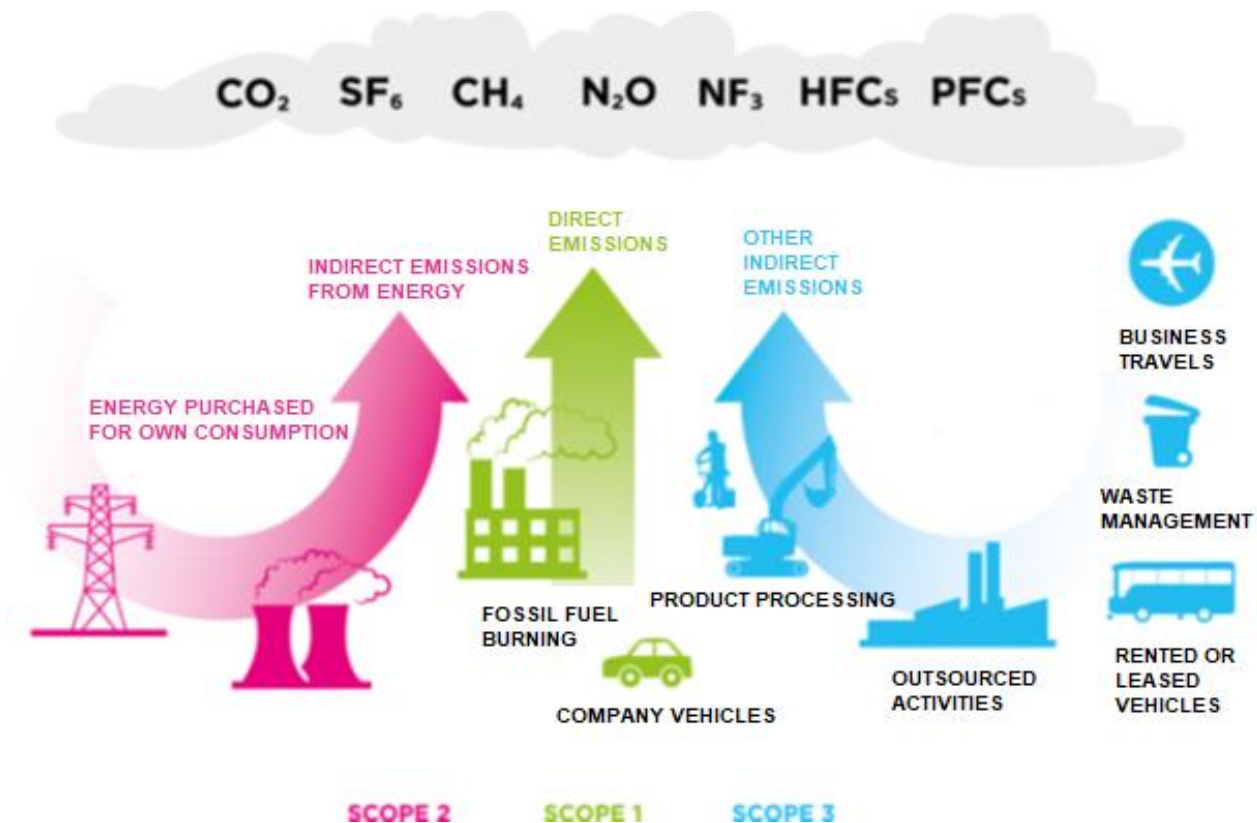
Scope 3 (other indirect emissions) – emissions that are a consequence of the company's activities and that arise from sources outside the control or ownership of the company but are not classified as Scope 2 (e.g. business travel by plane, landfilling, purchase, and transport of material by a third party etc.). It follows from the definition that it is the broadest and logically least precisely defined category. While Scope 1 and Scope 2 emissions are well comparable between companies, Scope 3 emissions are only comparable to a limited extent. Therefore, reporting of Scope 1 and Scope 2 emissions is mandatory in the GHG Protocol and in the CDP database, while Scope 3 is only recommended. In recent years, however, Scope 3 has become increasingly important, and companies report at least the most important items within Scope 3 as a standard. Here they can demonstrate innovative emissions reduction management. A detailed technical description of the calculation of the main types of Scope 3 emissions is provided by the GHG Protocol.

When determining a company's carbon footprint, it is necessary to correctly quantify all Scope 1 and Scope 2 emissions, which are mandatory from the point of view of the GHG Protocol and other standards. Scope 3 emissions are optional - we recommend selecting those items that are the most important from the point of view of management or the operation of the company, or which can be effectively reduced.

Carbon footprint of the company (Company Carbon footprint)

The carbon footprint of the company is therefore a measure of the impact of the company's functioning on the environment and especially on climate change. The carbon footprint is an indirect indicator of the consumption of energy, products, and services. It measures the amount of greenhouse gases that correspond to the company's activities or products. In addition to the enterprise level, the carbon footprint can be determined at other levels – national, municipal, individual.

COMPOSITION OF THE COMPANY'S CARBON FOOTPRINT



Greenhouse gases (GHG – Green House Gases)

These are gases that occur in the Earth's atmosphere and contribute to the greenhouse effect. On the one hand, they are of natural origin (such as water vapor, methane), and on the other hand, they are released by human activity (mainly by burning fossil fuels, but also by a number of other activities). In the context of human-induced climate change and the carbon footprint, we are interested in the second group of these gases.

The GHG Protocol¹ registers a total of seven anthropogenic greenhouse gases that are relevant in terms of the company's carbon footprint. The table shows the main sources of these gases, their names, sources, and global warming coefficient. The most common of them is carbon dioxide - CO₂, which is formed every time a substance containing carbon (C) reacts with oxygen (O₂) in the

atmosphere. Carbon dioxide covers all greenhouse gases, we can convert them to it, similar to how we convert Czech crowns to euros, for example. The exchange rate in this comparison is the so-called global warming potential (GWP).

GWP - Global Warming Potential

A measure of the potential contribution of a given gas to the greenhouse effect. The unit is the contribution to the greenhouse effect of one molecule of CO₂. Using these coefficients, it is possible to determine the so-called CO₂ equivalent (written as CO₂ equiv., CO₂ eq., CO₂e), i.e. the amount of CO₂ that would have an equivalent contribution to the greenhouse effect of the atmosphere equal to the given amount of the relevant gas. It usually refers to a time horizon of 100 years.

Table No. 1 - Greenhouse gases and GWP

Greenhouse gas	Chem. formula	Resources (from human activity)	GWP
Carbon dioxide	CO ₂	Combustion of fossil fuels and biomass (80%); deforestation; aerobic decomposition of organic matter; erosion.	1
Methane	CH ₄	Anaerobic decomposition of organic matter, biomass burning and landfill (5%); natural gas and oil processing, coal resources, gas leaks, cattle breeding, rice cultivation (25%).	25
Nitrous oxide	N ₂ O	Agricultural activity, production of nitric and adipic acid, combustion processes, rocket, and aviation technology.	298
Fluorinated hydrocarbons	HFC	Industrial processes, replacement of freons in refrigeration and air conditioning equipment, propellant gases - fire extinguishers, cleaning agents, foaming agents.	650 - 14,800
Perfluorocarbons	PFC	Refrigeration equipment, industrial processes, aluminium and semiconductor production, pharmaceuticals, cosmetics.	6,500 - 23,000
Sulphur fluoride	SF ₆	Electrotechnical industry, magnesium, and aluminium smelting.	22,800 - 23,900

Nitrous fluoride	NF ₃	Production of plasma screens, solar panels and liquid crystal displays, selective agent.	17,200
------------------	-----------------	--	--------

Note: The GWP values of specific HFCs, PFCs and other substances can be found on the GHG Protocol website:

<http://www.ghgprotocol.org/files/ghgp/tools/Global-Warming-Potential-Values.pdf>.

Emission factors

Emission factors express the amount of greenhouse gases in tons of carbon dioxide or other greenhouse gases related to a unit of energy or use another unit expression (per mass or volume of the product). In the next step, these factors must be converted to the corresponding amount of greenhouse gases expressed in carbon dioxide equivalents (CO₂ eq.) using the GWP of the given gas. Some emission factors are country-specific – for example, electricity depends on the national energy mix, which is different for each country and changes over time. Similarly, for specific products (for example a computer) it is advisable to obtain the emission factor directly from the manufacturer of the given product.

Units

A company's carbon footprint is usually expressed in tons of carbon dioxide equivalent (t CO₂ eq.). In the case of partial activities or the carbon footprint of the product, kilograms (kg) or grams (g) of CO₂ eq. can be used. The input data units for calculating the carbon footprint are much more varied. In the case of energy, it is most often kWh or MWh. Other used energy units (e.g. joules or calories) must be converted to this unit. Other inputs are most often weight (tons, kilograms) or volume (cubic meters, litres).

Carbon neutrality

Carbon neutrality means achieving a zero-carbon footprint. This is a somewhat misleading term. In the case of the vast majority of businesses, this is an unrealistic goal. Businesses must primarily focus on their activities, and in doing so, greenhouse gas emissions inevitably arise. Carbon neutrality therefore means achieving zero **net emissions**. This means offsetting the production of emissions and removing them from the atmosphere, for example through offsets. The key point is that the primary concern of each emitter should be **the reduction of** their gross (absolute) amount of emissions and only the second step of offsetting them.

Offsets

Offsets are defined as quantified reductions in greenhouse gas emissions used to offset (i.e. offset) greenhouse gas emissions emitted somewhere else (by another source), for example to meet a voluntary or mandatory greenhouse gas emission reduction target. Offsets are calculated relative to a default value that represents a hypothetical scenario for the original state (i.e. the level of emissions in the absence of an offset project).

Additionality

Additionality means the implementation of compensatory measures that would otherwise not be implemented. If, for example, replacement planting or reforestation of forest land is carried out by law, this is not additionality, as there will be no additional assimilation of CO₂ compared to *business-as-usual*. The following criteria can be applied to test whether an offset project meets the conditions of additionality:

- The measure is not required by current regulation.
- It is not common practice in the given sector or region.
- There is a guarantee that the project will be implemented within the necessary time horizon (e.g., the newly planted greenery will not be neglected in maintenance so that it binds the required amount of carbon dioxide from the atmosphere during its lifetime).

Basic standards

GHG Protocol (<http://www.ghgprotocol.org>)

A globally used corporate standard for carbon footprint measurement and reporting. It standardizes the procedure for measuring, managing, and reporting greenhouse gas emissions from the company. It was created by the World Resources Institute (WRI) and the World Business Council for Sustainable Development (WBCSD). It is used as the basis for a large number of programs that inventory greenhouse gas emissions. Since its inception in 2001, more than 1,000 businesses and other types of organizations have used it. This methodology is based on the GHG Protocol standard.

CSN ISO 14064 standard – Greenhouse gases

The ISO 14064 standard consists of three complementary components. The ISO 14064-1 standard includes requirements for the planning, implementation, management, and administration, reporting and verification of greenhouse gas emission inventories for organizations. The second part of the standard (14064-2) regulates the requirements for monitoring and reporting achieved reductions in emissions or increases in greenhouse gas sinks through projects and/or project-oriented activities. The third part (14064-3) sets out the principles and requirements for the verification of greenhouse gas inventories

and for the validation and verification of greenhouse gas projects. The GHG Protocol and ISO 14064 are mutually compatible.

CDP - Carbon Disclosure Project (<https://www.cdp.net>)

CDP is a voluntary scheme for disclosing information about the carbon footprint of businesses and the impact of businesses on the environment. It is a global initiative to which, on the one hand, companies report detailed data on their carbon footprint and energy and carbon management, and on the other hand, investors and other interested parties draw information from it. Thousands of companies, including the most important globally, are currently reporting to the scheme, and 822 institutional investors with a total asset volume of \$95 trillion draw on it. In addition to the carbon footprint, CDP has a program focused on forests and the supply chain. The provision of data to the CDP is based on online questionnaires for companies.

3. Company details and technical description of greenhouse gas sources

Company data

Table No. 2 – Operator specifications

Operator identification number	257 24 304
Business name	BENES a LAT a.s.
Residence	Tovarni 463, 289 14 Poricany
Phone	+420 267 227 300
E-mail	info@benesalat.cz
Statutory representative of the operator	Svatopluk Runcik, director of the company
A person authorized to act on behalf of the operator	Ing. Frantisek Sulc, company ecologist

Table No. 3 – Establishment specifications

Establishment identification number (ICP)	749350531
Name of establishment	BENES a LAT a.s. – plant Z10 Slana
Resource name	Classification
101 – Zinc smelter and foundry – 2 melting furnaces, gas and electric, pressure injection presses	Listed stationary source of air pollution according to Annex No. 2 of Act 201/2012 Coll., 4.10. – Melting and casting of non-ferrous metals and their alloys with a total projected capacity of more than 50 kg per day
102 – Jet blasting	Listed stationary source of air pollution according to Annex No. 2 of Act 201/2012 Coll., 4.12 – Surface treatment of metals and plastics and other non-metallic objects with a total projected capacity of the spa volume up to 30 m ³ inclusive (excluding rinsing), processes without the use of spas
103 – Tinning shop (tinning, breaking-off, grinding, deburring, tumbling of casting)	Listed stationary source of air pollution according to Annex No. 2 of Act 201/2012 Coll., 4.8.1. – Transport and handling of the batch or product
Replacement electric energy source – diesel generator, assumed operation up to 300 hours per year.	
ROBUR hot air units in the foundry hall: 9 units, power: 0.021 MW	
Region	Liberecky
Address of the establishment	Slana 78, 512 01 Slana

Cadastral territory	Slana 749354
Village	Slana
Parcel numbers	110/1
Responsible person	Ing. Frantisek Sulc
Mobile phone	+ 420 606 611 519
E-mail	frantisek.sulc@benesalat.cz
Total capacity	1800 tons of metal per year

The following activities generate greenhouse gas emissions at the company:

Table No. 4

Z10 Slana		2020	2021	2022
		basic energy		
electrical energy	MWh	2 514.185	2,816,518	2,043,765
share of energy from renewable sources	%	24.0%	28.0%	72.6%
gas (consumption via main gas meter)	m ³	70,377	81,088	58,679
		other energy inputs		
motor vehicles (gasoline)	l	118	348	261
motor vehicles (diesel)	l	4,987	8,122	7,069
motor vehicles (LPG)	l	313	510	649
diesel for the diesel generator	l	included in diesel for MV		
		wastewater treatment		
sewage waste water from septic tanks	m ³	835	841	652
		CHLaS		
name				
CO ₂ compressed	kg	40	20	60
methane	l	2700	3300	2200
acetylene	kg	10	20	10

4. Carbon footprint calculation

Emission sources identification

The basic step in determining the total emissions of greenhouse gases from the company (i.e. its carbon footprint) is the identification of the main sources of these emissions within the company, or beyond its borders, if they are related to its activity (see Scope 1, Scope 2, and Scope 3). In practice, this means obtaining data from various departments of the company (e.g. *facility management, procurement, environmental management, etc.*) about **the consumption** of given items in a given period (most often it is a calendar year). The problem may be that the relevant departments have information in monetary (invoice) units, not physical units. For example, fuel consumption in company vehicles is expressed in crowns, not litres. In the vast majority of cases, however, it is possible to convert monetary units into physical units, which are necessary for calculating the carbon footprint.

Emissions calculation

The next step is the actual calculation of greenhouse gas emissions. In practice, it means **multiplying** the consumption/production data by the corresponding emission factors. Great care must be taken to use the correct unit and order. If the input data is given in units other than the emission factor, it is necessary to convert it to the corresponding unit and order. In the first phase, the calculation is performed separately for each relevant greenhouse gas (CO₂, CH₄, N₂O, HFC, PFC, SF₆ and NF₃). Subsequently, these emissions are converted according to their contribution to global climate change (GWP) into so-called equivalent emissions of carbon dioxide (CO₂ eq.). This parameter represents the resulting unit of the company's carbon footprint. Calculation formula and calculation procedure based on specific data:

EMISSION CALCULATION FORMULA

$$AD_{ix} \times EF_{ix} = CF_{ix}$$

$$CF_{ix} \times GWP_x = CF_{CO_2 \text{ eq.}}$$

- AD_{ix} – activity data for item "i" and greenhouse gas "x"
- EF_{ix} – emission factor for item "i" and greenhouse gas "x"
- CF – carbon footprint (greenhouse gas emissions) for item "i" and greenhouse gas "x"
- GWP_x – contribution to climate change of greenhouse gas "x"
- CF CO₂ equiv. – carbon footprint (greenhouse gas emissions) expressed in carbon dioxide equivalents.

Presentation of results

In a subsequent step, the sub-items - emissions for individual activities and items - need to be summed to obtain aggregate results for all Scopes. In the case of larger companies that have several establishments, or multinational companies, it is necessary to perform a calculation for individual establishments/countries.

These data can be presented individually and only in a subsequent step then collectively for the entire company. The unit used in summary reporting is equivalents of carbon dioxide – CO₂ eq. When it comes to repeated calculation, it is advisable to include graphs and tables affecting the development of the company's emissions in individual years. Again, it is possible to present separately the results for Scopes and establishments.

Another possibility is the presentation of the development of the carbon footprint and economic results of the company in one graph. If it is a repeated calculation, it is advisable to include graphs and tables affecting the development of emissions of the given company in individual years. Again, it is possible to present separately the results for Scopes and establishments. Another possibility is the presentation of the development of the company's carbon footprint and economic results in one graph, which enables a simple view of the company's emission efficiency. Various examples of presentation of results are given in the box.

Table No. 5

National values for EF, calorific value, and oxidation factors

Excerpt from the Czech National Inventory Report 2020 regarding the calorific values and emission factors used.

Fuel (definition accordingly to IPCC 2006 Guidelines)	NCV [TJ/kt]	CO₂ EF ^{a)} [t CO₂/TJ]	Oxidation factor	CO₂ EF ^{b)} [t CO₂/TJ]
Crude Oil	42.5	73.3	1	73.3
Gas/Diesel Oil	42.6	74.1	1	74.1
Residual Fuel Oil	39.5	77.4	1	77.4
LPG ^{d)}	45.945	65.86	1	65.86
Naphtha	43.6	73.3	1	73.3
Bitumen	40.193	80.7	1	80.7
Lubricants	40.193	73.3	1	73.3
Petroleum Coke	39.4	97.5	1	97.5
Other Oil	39.29	73.3	1	73.3
Coking Coal ^{d)}	29.498	93.53	1	93.53
Other Bituminous Coal ^{d)}	26.511	94.41	0.9707	91.64
Lignite (Brown Coal) ^{d)}	13.228	99.35	0.9846	97.82
Brown Coal Briquettes	23.055	97.5	0.9846	96

Coke (Brown Coal Coke)	28.299	107	1	107
Coke Oven Gas	16.064	44.4	1	44.4
Natural Gas (TJ/Gg) ^{d)}	47.114	55.45	1	55.45
Natural Gas (TJ/mill.m ³) ^{d)}	34.51	55.45	1	55.45

a) Emission factor without oxidation factor

b) Resulting emission factor with oxidation factor

c) TJ/mill. m³, t= 15 °C, p = 101.3 kPa

d) Country specific values of CO₂ EFs and oxidation factors

Item	Emission factor (t CO ₂ /TJ)
Brown coal	96.07
Black coal	89.80
Distant heat	110.00
Light fuel oil	72.53
Diesel	72.53
Petrol	67.91
LPG	63.06

Item	Emission factor (t CO ₂ /TJ)
Natural gas (including CNG)	55.50
Propane butane	62.39

CO₂ emission factor from electricity production for the years 2020–2022

The current value of the CO₂ emission factor from electricity production is calculated based on the following methodology:

The primary energy of fossil fuels used in a given year (according to individual fuels) for the production of electricity is multiplied by specific emission factors for the given fuels (or for related fuels). The resulting total value is divided by the total gross production of electricity in the Czech Republic. The CO₂ emission factors from the burning of fossil fuels in the calculation are based on the IPCC 2006 methodology and national emission factors. In the calculation, RES are considered as CO₂ neutral, i.e. with zero emissions. This is a calculation based on the underlying data of the Comprehensive Energy Balance of the Czech Republic for 2019.

The values of the CO₂ emission factor of electricity calculated on the basis of this methodology are not identical to the values specified in Decree No. 480/2000, on energy audit and energy assessment, where the values of the CO₂ emission factor are determined for a specific purpose (enforcement of state policy) and relate to produce electricity from fossil sources. This decree will be replaced in 2021 by two decrees, the decree on energy audit and the decree on energy assessment.

The data below can be used exclusively for informational purposes, e.g. to monitor the real carbon footprint of companies that purchase electricity from the public grid, or e.g. for electricity sellers who purchase it on the open market.

Table No. 6

Year	t CO₂ / MWh
2020	0.384
2021	0.390
2022	0.413

If you have any questions about the CO₂ emission factor mentioned above, please contact the contact person:

Ing. Aleš Bufka (bufka@mpo.cz ; +420 224 852 389)

5. Calculation

5.1. Combustion of natural gas

Natural gas is used to produce heat both for domestic hot water and for technology needs.

Table No. 7 - Calculation of the carbon footprint - combustion sources for burning natural gas

Parameter	Unit	2020	2021	2022
gas (consumption via main gas meter)	m ³	70377	81088	58679
gas (consumption via main gas meter)	kWh	4664000	5196000	3735000
Heat in the fuel	MJ/year	16790400	18705600	13446000
Heat in the fuel	TJ/year	16.7904	18.7056	13,446
Emission factor	t CO ₂ /TJ	55.45	56.45	57.45
Emissions of CO₂ equiv.	tons/year	931.02768	1055.93112	772.4727

5.2. Consumption of electrical energy

Electrical energy is consumed both in production and in administration. It is supplied from external sources.

Table No. 8 – Electricity consumption

Parameter	Unit	2020	2021	2022
electrical energy	MWh	2514.185	2816.518	2043.765
share of supply from renewable sources	%	0.24	0.28	0.726
of which renewable	MWh	603.4044	788.62504	1483.77339
non-renewable from it	MWh	1910.7806	2027.89296	559.99161

Table No. 9 – Carbon footprint calculation – according to electricity consumption

Parameter	Unit	2020	2021	2022
Amount of electricity from non-renewable sources	MWh / year	1910.7806	2027.89296	559.99161

Emission factor	t CO ₂ / MWh	0.384	0.390	0.413
Emissions of CO₂ equiv.	tons/year	733.7397	790.8783	231.2765

5.3. Emissions from transport - diesel combustion

Diesel fuel is used in passenger cars and in backup diesel generators.

Table No. 10 - Calculation of the carbon footprint - emissions from transport and diesel vehicles - DF

Parameter	Unit	2020	2021	2022
Passenger cars - diesel consumption of own vehicles	liters / year	4987	8122	7069
Emission factor	t CO ₂ /liter NM	0.00266	0.00266	0.00266
Emissions of CO₂ equiv.	tons/year	13.26542	21.60452	18.80354

5.4. Emissions from transport - burning gasoline

Gasoline is used in passenger cars.

Table No. 11 - Carbon footprint calculation - emissions from transport - gasoline

Parameter	Unit	2020	2021	2022
Passenger cars - gasoline consumption of own vehicles	liters / year	118	348	261
Emission factor	t CO ₂ /liter BA	0.00201	0.00201	0.00201
Emissions of CO₂ equiv.	tons/year	0.23718	0.69948	0.52461

5.5. Emissions from transport - burning LPG

LPG is used in passenger cars.

Table No. 12 - Carbon footprint calculation - emissions from transport - LPG

Parameter	Unit	2020	2021	2022
Passenger cars - LPG consumption	Liters / year	313	510	649

Emission factor	t CO ₂ /liter LPG	0.00166	0.00166	0.00166
Emissions of CO₂ equiv.	tons/year	0.51958	0.8466	1.07734

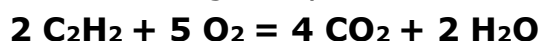
5.6. Emissions from acetylene combustion

Welding equipment using acetylene is used during maintenance.

Table No. 13 - Calculation of the carbon footprint - emissions from the combustion of acetylene

Parameter	Unit	2020	2021	2022
Combustion sources under maintenance (acetylene aggregates) - amount of acetylene per year	kg/year	10	20	10
Emission factor	kg CO ₂ /kg acetylene	3,385	3,385	3,385
Emissions of CO ₂ equiv.	kg/year	33.85	67.7	33.85
Emissions of CO₂ equiv.	tons/year	0.03385	0.0677	0.03385

The combustion equation for burning acetylene is:



Which represents:

$$2 \times 26 + 5 \times 32 = 4 \times 44 + 2 \times 18 \text{ (v g/mol)}$$

Burning 52 g of acetylene and 160 g of oxygen produces 176 g of CO₂. The rest is water.

1 kg of acetylene produces 3.385 kg of CO₂.

5.7. Greenhouse gas leak emissions

The plant has a number of equipment containing greenhouse gases. These devices are hermetically sealed but may leak in the event of malfunctions or accidents.

Table No. 14 - Calculation of the carbon footprint - greenhouse gas emissions

Parameter	Unit	2020	2021	2022
HFC and other fillings	kg/year	there were no leaks.		

5.8. CO₂ emissions from compressed CO₂ consumption

Compressed CO₂ is used at the plant.

Table No. 15 - Calculation of the carbon footprint - emissions from the use of dry ice and compressed CO₂

Parameter	Unit	2020	2021	2022
CO ₂ compressed	kg/year	40	20	60
tons of CO₂	t/year	0.04	0.02	0.06

5.9. Emissions from wastewater

The plant operates a septic tank with a biofilter.

Table No. 16 - Calculation of the carbon footprint - emissions from the WWTP

Parameter	Unit	2020	2021	2022
Input BOD ₅ (60 g/person/day)	Kg/year	2190	2190	2190
Amount of WW	m ³ /year	1587	1462	1226
	liters per year	1587000	1462000	1226000
Effluent concentration	mg BOD ₅ / liter	17.75	14.25	18.25
Amount of BOD ₅ at the outlet	Kg BOD ₅ per year	14.821	11.984	11.899
Degraded amount of BOD ₅	kg/year	2175.179	2178.016	2178.101
CO ₂ eq emission intensity	T CO ₂ /t BOD ₅	2.5 – 5	2.5 – 5	2.5 – 5
Emissions of CO₂ equiv.	Tons/year	10.875895	10.89008	10.890505

5.10. CO₂ emissions from methane combustion

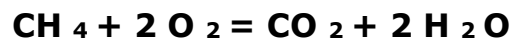
Methane is used for thermal deburring. It is basically combustion.

Table No. 17 - Calculation of the carbon footprint - emissions from methane combustion

Parameter	Unit	2020	2021	2022
Methane consumption per year	liters/year	2700	3300	2200

Conversion to kg of methane	g of methane / liter of methane	0.71556	0.71556	0.71556
Methane consumption per year	kg of methane	1.932012	2.361348	1.574232
Emission factor	kg CO ₂ /kg methane	2.75	2.75	2.75
Emissions of CO ₂ equiv.	kg/year	5.313033	6.493707	4.329138
Emissions of CO₂ equiv.	tons/year	0.005313033	0.006493707	0.004329138

The combustion equation for burning methane is:



Which represents:

$$16 + 2 \times 32 = 44 + 2 \times 18 \text{ (vg/mol)}$$

Burning 16 g of methane and 64 g of oxygen produces 44 g of CO₂. The rest is water.

1 kg of methane produces 2.750 kg of CO₂

6. Conclusion

Between 2020 and 2022, the following amount of CO₂ eq. in tons was released into the atmosphere at the facility:

Table No. 18 – Grand total

Year	2020	2021	2022
Natural gas	133.9695516	157.1427462	115.7301565
Electrical energy	733.7397504	790.8782544	231.2765349
Transport DF	13.26542	21.60452	18.80354
Transport GO	0.23718	0.69948	0.52461
LPG	0.51958	0.8466	1.07734
Acetylene welding	0.03385	0.0677	0.03385
Greenhouse gases	0	0	0
Using compressed CO ₂	0.04	0.02	0.06
Sewage treatment plant	10.875895	10.89008	10.890505
Methane combustion	0.005313033	0.006493707	0.004329138
In total	892.687	982.156	378.401
Of which			
Scope 1	158.947	191.278	147.124
Scope 2	733.740	790.878	231.277

Table No. 19 – Total amount of CO₂ eq. from the Slana plant

Year		
2020	2021	2022
tons of CO₂ per year		
892.687	982.156	378.401

Materials used

1. www.mpo.cz/cz/energetika/statistika/elektrina-a-teplo/valuta-emisniho-faktoru-co2-z-vyroby-elektrina-za-leta-2010_2019--258830/
2. www.veronica.cz/otazky?i=514
3. www.ipcc.ch/site/assets/uploads/2018/02/ipcc_wg3_ar5_annex-iii.pdf#page=7
Technology- specific Cost and Performance Parameters
4. <https://www.autolexicon.net/cs/articles/vypocet-emisi-co2/>
5. <https://ghgprotocol.org/standards>
Protocol O greenhouses gases (ghgprotocol.org)
6. <https://vytapeni.tzb-info.cz/provoz-a-udrzba-vytapeni/17112-emise-co2-a-jejich-dopad-na-hodnoceni-zdroju-v-budovach>
7. METHODOLOGY FOR DETERMINING THE CARBON FOOTPRINT OF A COMPANY, CI2, ops, Rudná, 2016, Implemented within the project "Active involvement of the business sector in climate protection activities" supported by a grant from Iceland, Liechtenstein and Norway within the EEA funds. www.fondnno.cz, www.eeagrants.cz ., Viktor Třebický – CI2, ops
8. Scope 2 Guidance - http://www.ghgprotocol.org/scope_2_guidance
9. Scope 3 Calculation Guidance - <http://www.ghgprotocol.org/feature/scope-3-calculation-guidance>
10. GHG Protocol (<http://www.ghgprotocol.org>)
11. CDP - Carbon Disclosure Project (<https://www.cdp.net>)